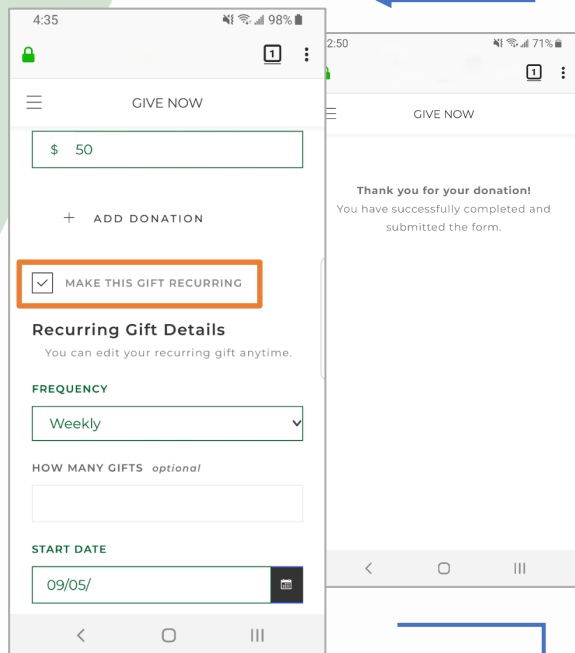


Make an Online Mobile Recurring Donation

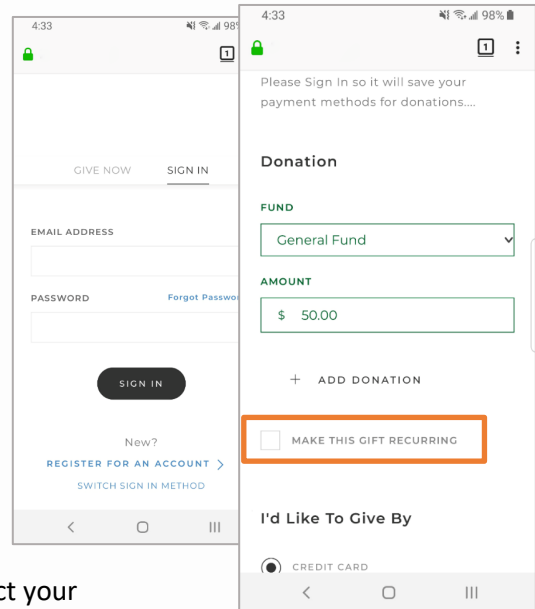
Setting up a regular recurring donation is easy. Follow these simple steps to complete a consistent automated gift.


1. Navigate to our website (www.allsaintsdallas.org) and enter the Church section, use the GIVE link at the top of the top of the page to donate online. Select **'Make This Gift Recurring.'** The login screen will appear. Log or create an account.

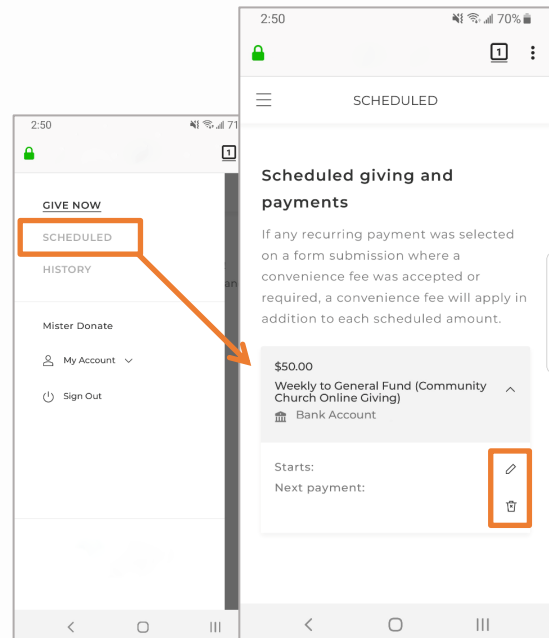


2. Select your **Frequency, Start Date,** and tap **"GIVE."**

You did it!



3. Easily manage scheduled donations through the  menu icon. Tap the **'Scheduled'** link to review your recurring gift(s). Use the **pencil** icon to edit details of the donation. Use the **trash** icon to remove a donation.



The pictures and instructions displayed are the same whether you use your phone, tablet or computer to make a donation.