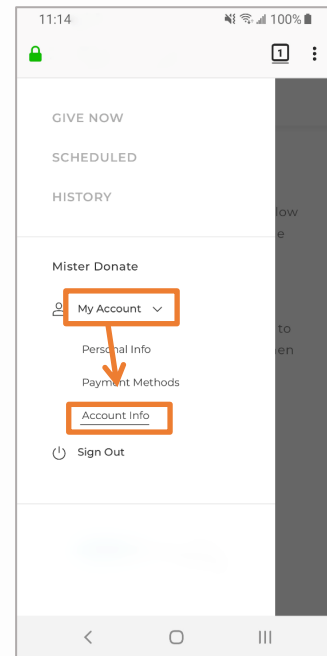
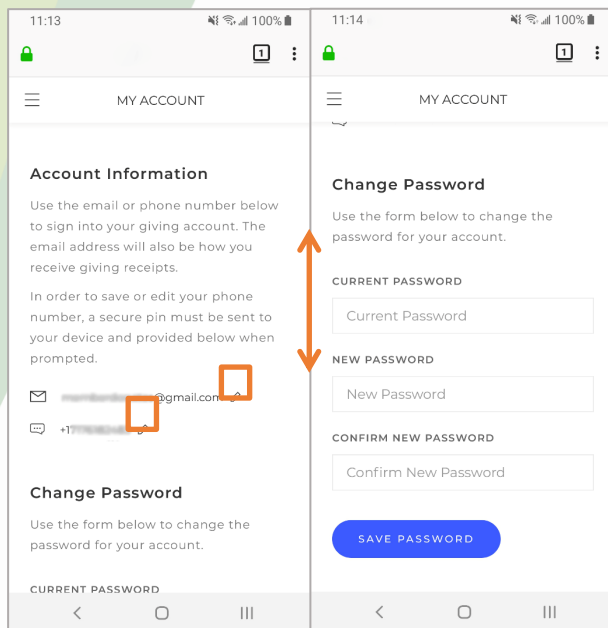


# Update Your Email or Phone Number

Updating email and phone number information is easy to do. Either of these can be used to login to your Giving account.

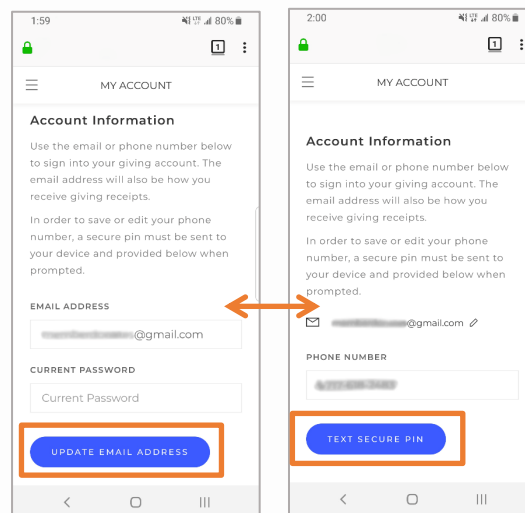
1. Navigate to our website ([www.allsaintsdallas.org](http://www.allsaintsdallas.org)) and enter the Church section, use the GIVE link at the top of the top of the page to donate online. and **Sign-In**. Tap the **Menu Icon** ☰, then **My Account**, then **Account Info** (picture at right).



2. Use the **Pencil** icons to edit your email address or phone number (picture at left). **NOTE:** The password can also be updated here.

3. Follow the blue button prompts to save your information (picture at right).

**NOTE:** Once you add your phone number, it can be used to sign into your account!



The pictures and instructions displayed are the same whether you use your phone, tablet or computer to make changes.